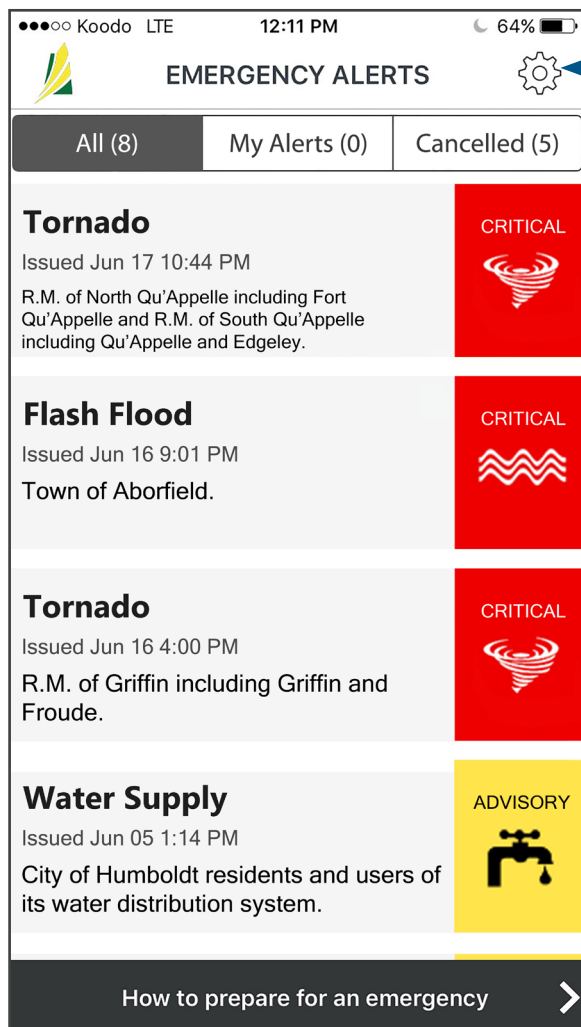


# SaskAlert

## Mobile App Instructions

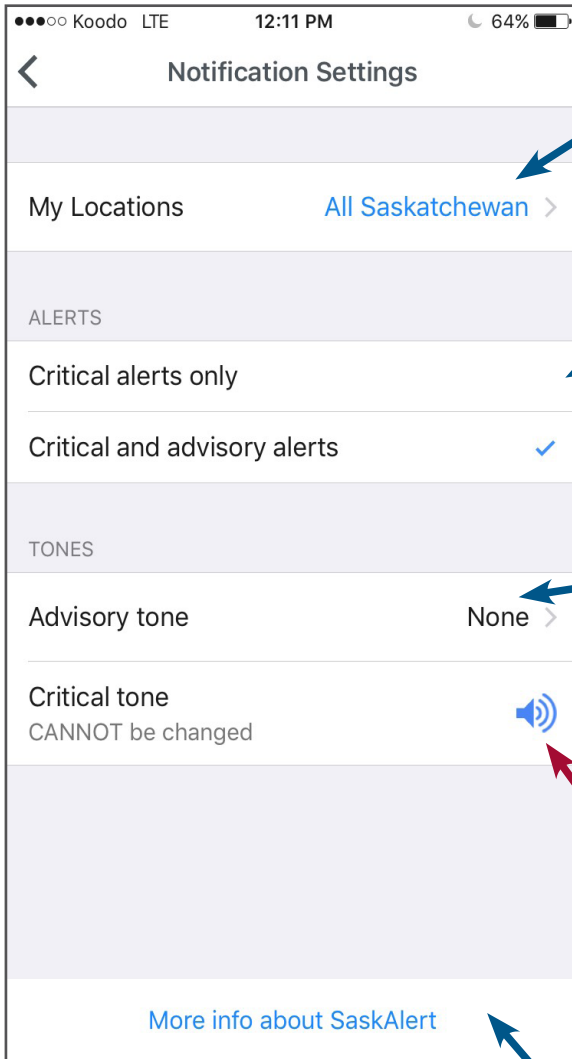
1. To find and download the app from the app store, search for “SaskAlert” or “Emergency Alerts Saskatchewan.”
2. When you open the app for the first time, you will be prompted to allow for notifications from SaskAlert. Select yes.
3. You will be taken to the main screen of the SaskAlert app. Your first step should be to set up your settings as shown below.

### Main Screen



By default when you first download the app you will receive alerts for the whole province. You can refine your settings by touching the **gear icon**.

## App Settings Screen



This option will open to a new screen where you can select the locations you want to receive alerts for.

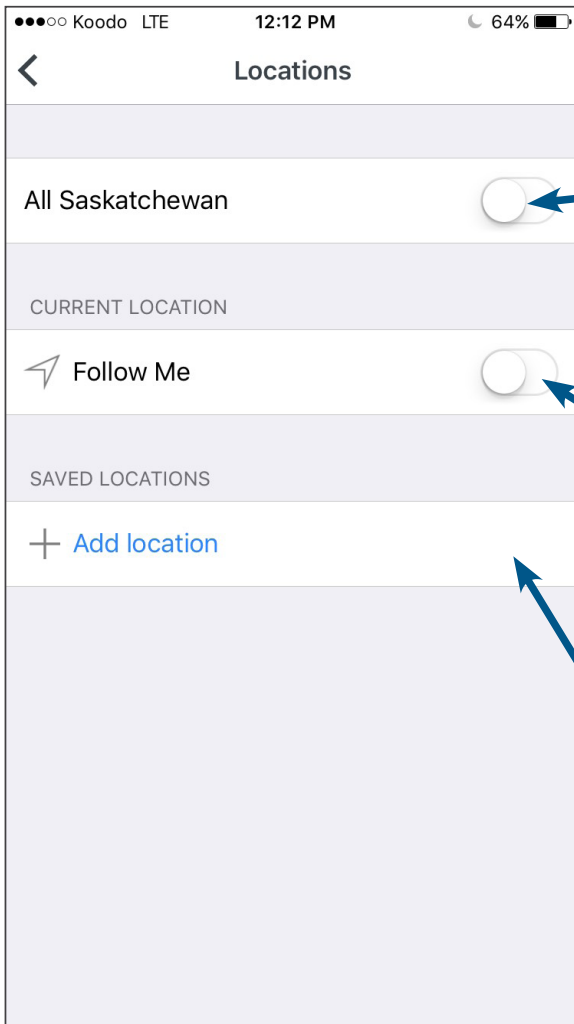
By default you will receive **Critical** and **Emergency Advisory** alerts. If you want to receive critical alerts only, select this option.

This is where you choose the sound for emergency advisory alerts.

**NOTE:** Once you download the app and agree to notifications you will receive all critical alerts. There is no option to turn off Critical Alerts.

Link to Saskatchewan.ca Emergency SaskAlert website.

## Locations Settings Screen

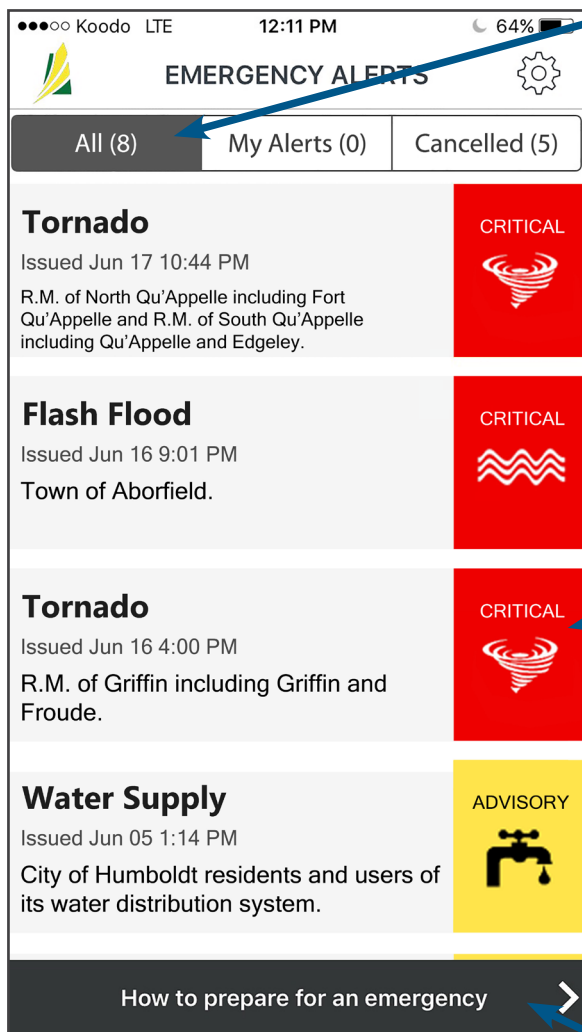


Switching this off will allow you to receive alerts for your current location and/or your saved locations.

Switching this on allows you to receive alerts issued near the location of your phone.

“Add location” allows you to select areas in the province for which you want to receive alerts.

## Main Screen



The “All” tab shows active alerts for all of Saskatchewan.

The “My Alerts” tab shows active alerts for any alerts that you have selected.

The “Cancelled” tab shows alerts that have been cancelled in the past 24 hours.

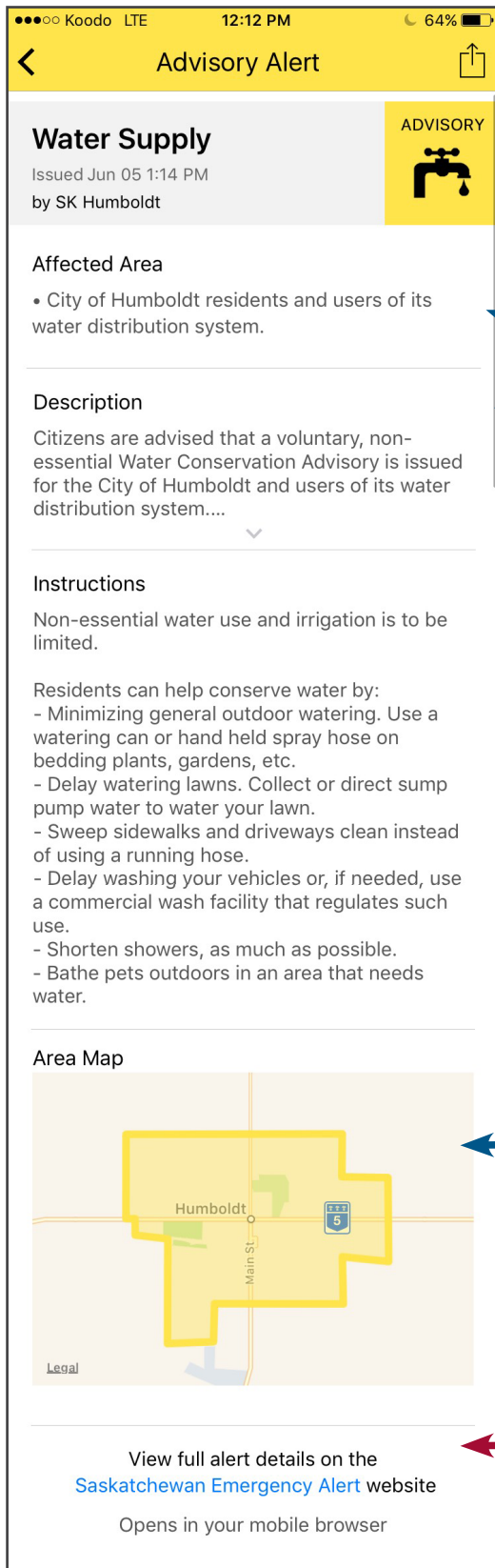
Alerts will be listed with: **Critical Alerts** (red icons) first and **Emergency Advisory Alerts** (yellow icons) showing second.

When **Broadcast Test Alerts** are issued they will be identified with green icons. The alerts will be displayed with the most recent alerts in each category listed first.

Link to Saskatchewan.ca Emergency Preparedness mobile website.

Touching any of the listed alerts will take you to the “details” screen for that alert.

# Advisory Alert Screen



The option to forward alerts to others is available through the “share” icon.

These sections outline the emergency and where it is happening.

This section contains instructions for the public to follow.

You can zoom in and out and pan the map by touch.

View the alert and any additional information through this link.  
Your phone will exit the app and go directly to SaskAlert.ca